

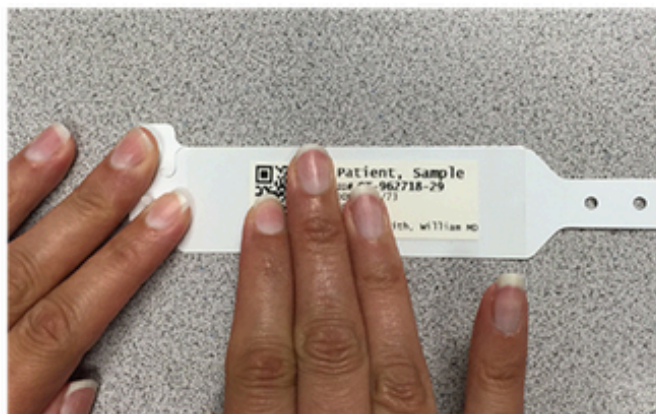
1. Fold shield back from wristband.



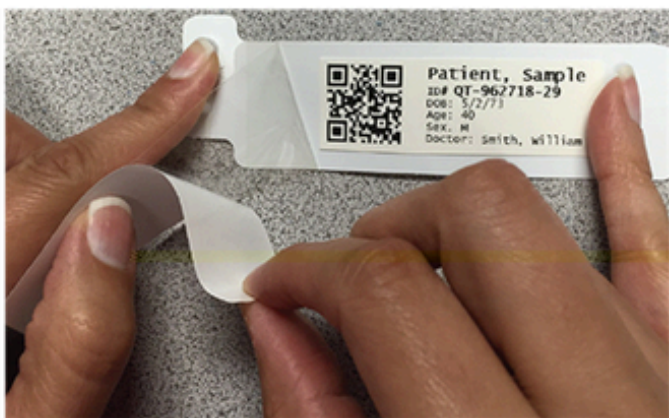
4. While pulling the liner from left to right, the shield will lay over the label.




2. Apply label to wristband.



5. Smooth the shield over the label and remove any air bubbles. Smooth around the edges so that the label is properly sealed under the shield



3. Start to peel liner away from the shield.



6. Wrap wristband around the patient's wrist and fit using the proper sizing hole. Fold over and push the snaps together to secure. Using scissors, trim the excess strap.